


# AssoTrencher V Mk3

Shallow Water Trencher



# AssoTrencher V Mk3


## Shallow Water Trencher

Assotrencher V Mk3 is the 3rd version of the AssoTrencher V vehicle from the AssoTrencher series, designed for both shallow and deeper trenching environments. Specifically the Mk3 is a heavy-duty trencher capable of bearing multiple trenching tools yet lightweight in water due to sealed compartments all along its chassis.

The Assotrencher V Mk3 has a completely revisited loading system borrowed from other vehicles of the AssoTrencher family which allows it to incorporate diverless operations even in shallow water conditions.

A wide variety of tracks allow for a project-specific effective area of weight application over soft top layers of the seabed, and thus apply the necessary weight depending upon project conditions.

Irrespective to the above the Assotrencher V Mk3 has the ability to carry various trenching tools in order to suit every condition possible. With this option the vehicle can approach and tackle a wide variety of soil conditions without any compromise.




## Specifications

Max. Length	8.4 m
Max. Breadth	6.0 m
Max. Height	3.0 m
Max. Weight	27 Te
Depth rating	200 m
Cutting Chain Max. Trench Depth	2.4 m
Cutting Wheel Max. Trench Depth	1.3 m
Max. Depth of Jetting Swords	3.0 m
Max. Depth of Backfilling Swords	1.0 m
Cutting Chain Max. Soil Shear Strength	3 MPa
Cutting Wheel Max. Soil Shear Strength	50 MPa
Jetting Swords Max. Soil Shear Strength	120 kPa
Max. Seafloor Gradient	±15 deg (pitch & roll)
Total Power	550 kW

## Key Features

- 2.4 m cutting chain trenching depth capability
- 1.3 m cutting wheel trenching depth capability
- 3.0 m jetting swords for remedial & final cable protection
- 1.0 m backfilling swords for material collapsing & jet backfilling
- Single eductor mode for cleaning/intervention operations
- Combination of jetting and trenching techniques to ensure optimum result
- Wide range of tracks surface for traction & distribution of vehicle weight over wide range of seabed
- Minimum slack requirement due to bottom loading technique ensuring minimum product lift
- Shallow water or deep-water mode available
- Onboard pumps or surface fed option by shallow drafted vessel/barge supported or from TSV
- Wide range of ancillary equipment available
- Wide soil range capability
- Diverless loading techniques
- Zero-visibility operation even in shallow water conditions






## Support Vessel

### Support vessel (Shallow Water Mode):

Power units, control cabin, workshop and spares cabin are installed on a shallow draught support vessel. The support vessel follows the vehicle during continuous trenching operations in DP mode, towed by the vehicle itself or positioned using spuds depending on the vessel thus eliminating the need for long umbilical and Tether Management System (TMS).

### Independent Operation (Extremely Shallow):

Power units, control cabin, hydraulics and water pump ancillary equipment fitted onboard a compact sized thruster maneuvered pontoon able to follow along the vehicle in order to perform trenching operations at even the most remote of areas.



## Sensor Equipment

Kongsberg imaging sonar

Kongsberg profiling sonar

Blueview 3D sonar

4 to 8 low light underwater cameras

4 to 8 underwater lights

DGPS Position feedback (shallow water mode)

Fiber Optic Communications

Pan-Tilt Sensors

Temperature & Depth sensors

Kongsberg Altimeters

TSS 440/350 Cable Tracker available

MBES Equipment available

INS Navigation equipment available

Survey grade gyro available

## In House Design Vehicle Features

Trenching tools

Hydraulic systems


Electrical power- distribution

Cameras, lights & telemetry architecture


Control system (HMI/SCADA)

Electronics & fault finding systems

Chassis and steelworks







## Membership - Accreditations



## Disclaimer

The specification details are illustrative for marketing purposes only. Actual equipment may be different as a result of product improvement or other reasons. Specific interface and performance information should be reconfirmed at time of order placement. Specifications are subject to change without any prior notification.

## Contact Information

**Asso.subsea**

### Greece

69 Okeanidon & 38 Charilaou Trikoupi Str., Elefsina, 19200

### Contact

T (Direct) : (+30) 211.888.5100 T (Main) : (+30) 211.888.5180

E. [central@assogroup.com](mailto:central@assogroup.com)

**[www.assogroup.com](http://www.assogroup.com)**